

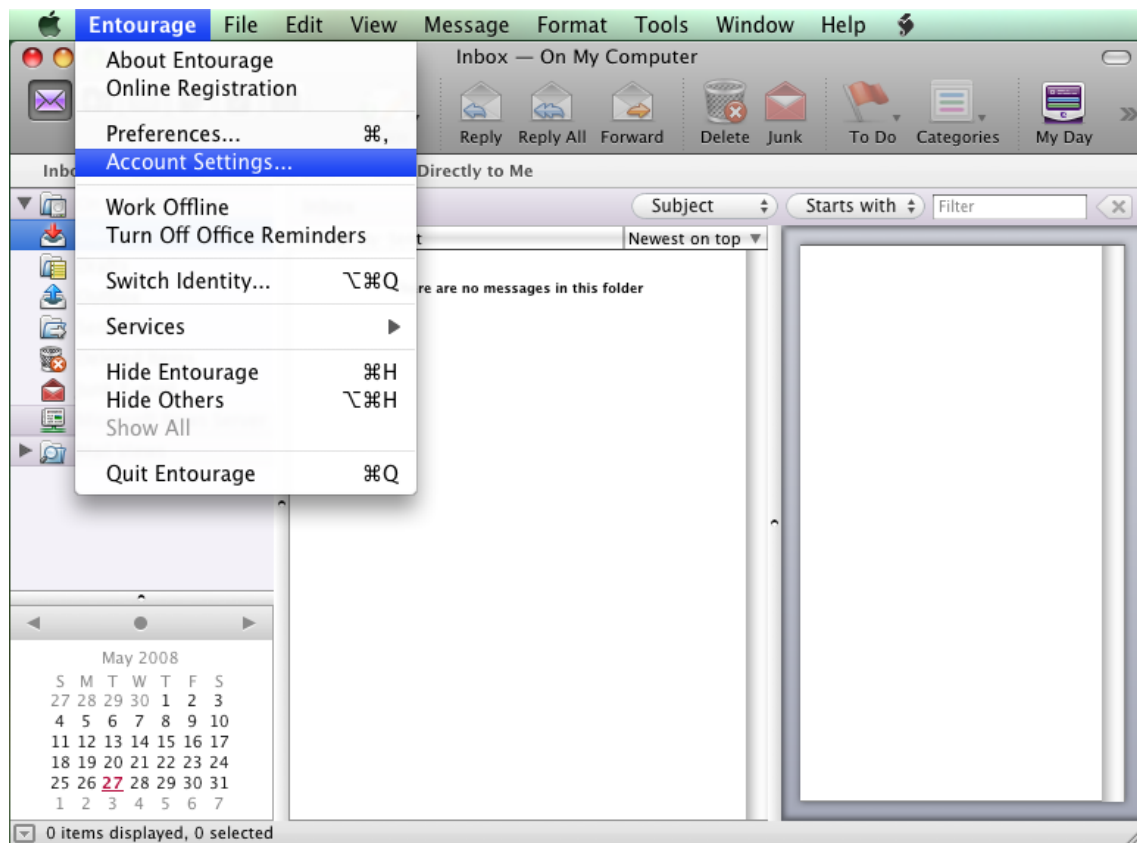
HOSTED EXCHANGE 2007 (MAC-EN)

Manual Configuration of Entourage 2008

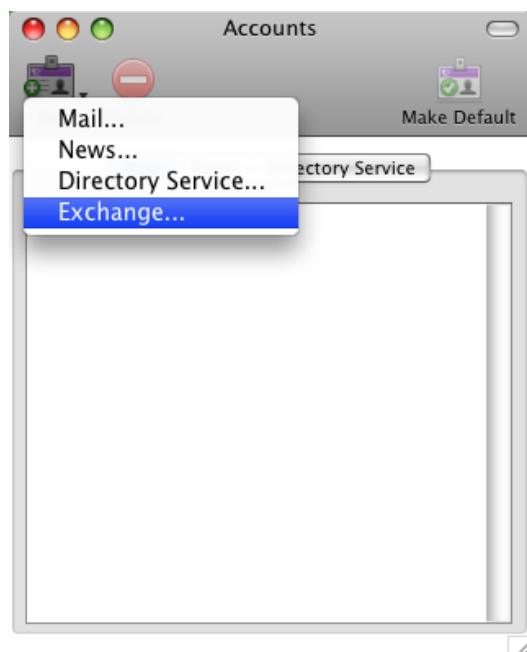
Please replace the filled forms by your own account data.

! Please double check the text in bold, as it is different to the screenshots!

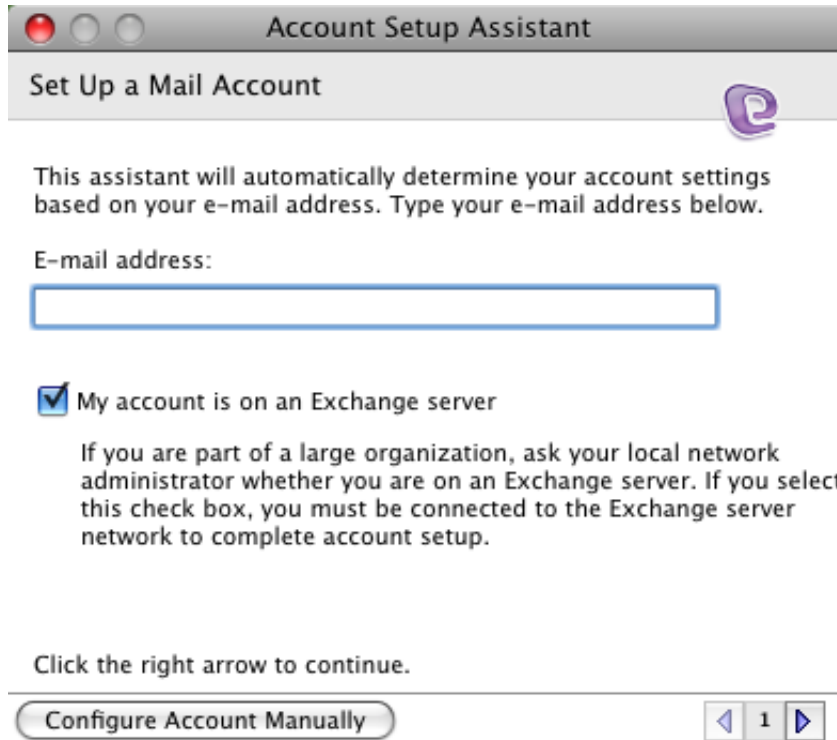
1. Open Entourage 2008. Go to the Entourage menu -> Account Settings...



2. In the Accounts window click on New -> Exchange...



3. In the Account Setup Assistant check that 'My account is on an Exchange server' is checked. Click on 'Configure Account Manually'.



4. In the 'Edit Account' window choose the 'Account Settings' tab and fill in the following fields:

- **Account name:** a name of your choice for the account
- **Name:** your full name
- **E-mail address:** your e-mail address
- **Account ID:** the part of your e-mail address before the @
- Domain: emailfabriek.be
- **Password:** your password
- Exchange server: nobel.emailfabriek.be

Make sure "This DAV service requires a secure connection (SSL)" is checked.

Edit Account

Account Settings Options Advanced Delegate Mail Security

Account name: Demo

Personal information

Name: Demo

E-mail address: demo.hostedexchange@testfabriek.be

Authentication

Use my account information

Account ID: demo.hostedexchange

Domain: emailfabriek.be

Password:

Save password in my Mac OS keychain

Use Kerberos authentication

Kerberos ID: None

Server information

Exchange server: nobel.emailfabriek.be

This DAV service requires a secure connection (SSL)

Override default DAV port: 443

[Learn about connecting to an Exchange account](#)

Cancel OK

5. Click on the 'Advanced' tab and fill in as shown below.
 Make sure the "This DAV service requires a secure connection (SSL)" and "This LDAP service requires a secure connection (SSL)" boxes are checked.

Edit Account

Account Settings | Options | **Advanced** | Delegate | Mail Security

Public Folder Settings

Public folders server:

This server is also used for free/busy information.

This DAV service requires a secure connection (SSL)

Override default DAV port:

Directory Settings

LDAP server:

This server requires me to log on

This LDAP server requires a secure connection (SSL)

Override default LDAP port:

Maximum number of results to return: ▲▼

Search base:

Client Certificate-based Authentication

Client certificate:

6. Click OK and start using your Exchange account on your Mac!